



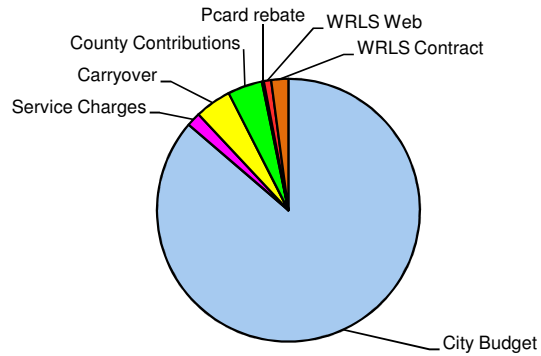
2016 ANNUAL REPORT
TO THE
LA CROSSE PUBLIC LIBRARY
BOARD OF TRUSTEES



FINANCIAL INFORMATION

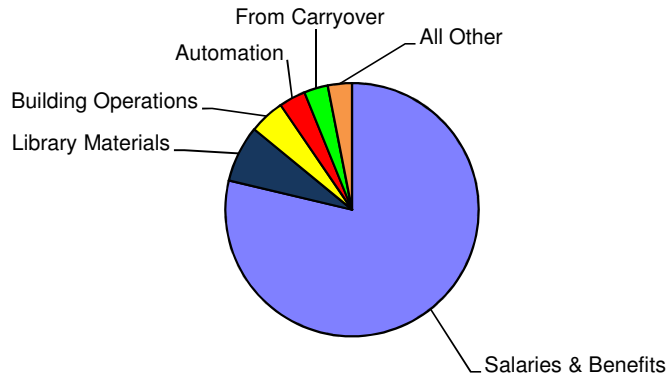
INCOME:

City Operating Budget	\$4,286,316	86.28%
Fees, service charges, misc.	\$85,534	1.72%
Carryover	\$222,456	4.48%
County Contributions	\$212,842	4.28%
Pcard rebate	\$11,767	0.24%
WRLS Web	\$45,362	0.91%
WRLS Contract	\$103,705	2.09%
TOTAL	\$4,967,982	



EXPENDITURES:

Salaries & Benefits	\$3,919,273	78.70%
Library Materials	\$361,719	7.26%
Building Operations	\$224,253	4.50%
Automation	\$169,144	3.40%
From Carryover	\$152,196	3.06%
All Other	\$153,687	3.09%
TOTAL	\$4,980,271	



CARRYOVER

2015 Carryover to 2016	\$222,456
Taken out of Carryover line	-\$189,771
2016 Operating Budget Expend. Balance	\$80,879
2016 Operating Budget Unanticipated Income	\$20,481
2016 Carryover to 2017	\$134,046


SPECIAL IN-HOUSE CHECKING ACCOUNT

	2016	% CHANGE	2015
Income - 1400 (Photocopiers)	\$16,760	5.6%	\$15,876
- 3400 (Gifts)	\$158,584	-21.1%	\$201,058
- 3400 (Interest)	\$281	-61.6%	\$732
Expend. - 1400 (Photocopiers)	\$18,242	15.1%	\$15,847
- 3400 (Gifts)	\$294,862	0.0%	\$294,862
- 3400 (Interest)	\$918	-77.3%	\$4,051
Balance as of Dec. 31, 2016	\$174,094		

Special Trustees Fund:


		<u>% Change</u>
Balance 1/1/2016:	\$1,004,798	-1.44%
Bequests Added in 2016	\$0	
Contributions Added in 2016	\$37,361	
Interest	\$31,419	
Capital Gain	(\$7,286)	
Change in Market Value	\$38,075	
Fees	(\$6,487)	
Board Expenditures	(\$5,486)	
Balance 12/31/2016	\$1,092,396	8.72%

SEE APPENDICES FOR MORE DETAIL ON FUNDS



**Back to School
Bash at Viterbo**

READ BANNED BOOKS



Dr Les Crocker, UWL Professor Emeritus of Art History
Lady Chatterley's Lover by DH Lawrence

- ☒ OFFENSIVE THEMES
- ☐ CULTURAL SENSITIVITY
- ☐ RACISM
- ☐ SEXISM
- ☐ ANTI-FAMILY
- ☒ NUDITY
- ☒ OFFENSIVE LANGUAGE
- ☐ EXCESSIVE NEGATIVITY
- ☐ ABORTION
- ☐ DRUGS/ALCOHOL/SMOKING
- ☐ RACIAL THEMES
- ☐ SPIRITUAL ASSAULT
- ☐ VIOLENCE
- ☐ SUICIDE
- ☐ LGBTQ ISSUES
- ☐ GENDER EXPRESSION
- ☒ SEXUAL CONTENT/ THEMES
- ☐ POLITICAL VIEWPOINT
- ☐ RELIGIOUS VIEWPOINT
- ☐ OCCULT THEMES
- ☐ AGE INAPPROPRIATE
- ☐ INACCURATE
- ☐ SUBVERSIVE/ DEVIANT
- ☐ OTHER OBJECTIONS

READ BANNED BOOKS



State Senator Jennifer Shilling (32nd Senate District)
Bridge To Terabithia by Katherine Paterson

- ☐ OFFENSIVE THEMES
- ☐ CULTURAL SENSITIVITY
- ☐ RACISM
- ☐ SEXISM
- ☐ ANTI-FAMILY
- ☐ NUDITY
- ☒ OFFENSIVE LANGUAGE
- ☐ EXCESSIVE NEGATIVITY
- ☐ ABORTION
- ☐ DRUGS/ALCOHOL/SMOKING
- ☐ RACIAL THEMES
- ☐ SEXUAL ASSAULT
- ☐ VIOLENCE
- ☐ SUICIDE
- ☐ LGBTQ ISSUES
- ☐ GENDER EXPRESSION
- ☐ SEXUAL CONTENT/ THEMES
- ☐ POLITICAL VIEWPOINT
- ☒ RELIGIOUS VIEWPOINT
- ☒ OCCULT THEMES
- ☐ AGE INAPPROPRIATE
- ☐ INACCURATE
- ☐ SUBVERSIVE/ DEVIANT
- ☐ OTHER OBJECTIONS

READ BANNED BOOKS



Katie Bittner, LPL Board Member
A Wrinkle In Time by Madeleine L'Engle

- ☐ OFFENSIVE THEMES
- ☐ CULTURAL SENSITIVITY
- ☐ RACISM
- ☐ SEXISM
- ☐ ANTI-FAMILY
- ☐ NUDITY
- ☒ OFFENSIVE LANGUAGE
- ☐ EXCESSIVE NEGATIVITY
- ☐ ABORTION
- ☐ DRUGS/ALCOHOL/SMOKING
- ☐ RACIAL THEMES
- ☐ SEXUAL ASSAULT
- ☐ VIOLENCE
- ☐ SUICIDE
- ☐ LGBTQ ISSUES
- ☐ GENDER EXPRESSION
- ☐ SEXUAL CONTENT/ THEMES
- ☐ POLITICAL VIEWPOINT
- ☒ RELIGIOUS VIEWPOINT
- ☒ OCCULT THEMES
- ☐ AGE INAPPROPRIATE
- ☐ INACCURATE
- ☐ SUBVERSIVE/ DEVIANT
- ☐ OTHER OBJECTIONS

LIFE, LIBERTY AND THE PURSUIT
OF GOOD BOOKS
Join the conversation @
facebook.com/lacrosselibrary
facebook.com/uwmurphylibrary


STAND UP FOR YOUR
RIGHT TO READ
READ A BANNED BOOK

LA CROSSE PUBLIC LIBRARY

MURPHY LIBRARY | UNIVERSITY OF WISCONSIN
LA CROSSE

Banned Book Week

READ BANNED BOOKS



Tim Kabat, La Crosse Mayor
Johnny Got His Gun by Dalton Trumbo

- ☒ OFFENSIVE THEMES
- ☐ CULTURAL SENSITIVITY
- ☐ RACISM
- ☐ SEXISM
- ☐ ANTI-FAMILY
- ☐ NUDITY
- ☐ OFFENSIVE LANGUAGE
- ☐ EXCESSIVE NEGATIVITY
- ☐ ABORTION
- ☐ DRUGS/ALCOHOL/SMOKING
- ☐ RACIAL THEMES
- ☐ SEXUAL ASSAULT
- ☒ VIOLENCE
- ☐ SUICIDE
- ☐ LGBTQ ISSUES
- ☐ GENDER EXPRESSION
- ☐ SEXUAL CONTENT/ THEMES
- ☐ RELIGIOUS VIEWPOINT
- ☐ OCCULT THEMES
- ☐ AGE INAPPROPRIATE
- ☐ INACCURATE
- ☒ SUBVERSIVE/ DEVIANT
- ☐ OTHER OBJECTIONS


LIFE, LIBERTY AND THE PURSUIT
OF GOOD BOOKS
Join the conversation @
facebook.com/lacrosselibrary
facebook.com/uwmurphylibrary

STAND UP FOR YOUR
RIGHT TO READ
READ A BANNED BOOK

LA CROSSE PUBLIC LIBRARY

MURPHY LIBRARY | UNIVERSITY OF WISCONSIN
LA CROSSE

READ BANNED BOOKS



Jill Billings, State Representative (Assembly District 95)
The Color Purple by Alice Walker

- ☒ OFFENSIVE THEMES
- ☐ CULTURAL SENSITIVITY
- ☐ RACISM
- ☐ SEXISM
- ☐ ANTI-FAMILY
- ☐ NUDITY
- ☒ OFFENSIVE LANGUAGE
- ☐ EXCESSIVE NEGATIVITY
- ☐ ABORTION
- ☐ DRUGS/ALCOHOL/SMOKING
- ☐ RACIAL THEMES
- ☒ SEXUAL ASSAULT
- ☒ VIOLENCE
- ☐ SUICIDE
- ☐ LGBTQ ISSUES
- ☐ GENDER EXPRESSION
- ☒ SEXUAL CONTENT/ THEMES
- ☐ POLITICAL VIEWPOINT
- ☐ RELIGIOUS VIEWPOINT
- ☐ OCCULT THEMES
- ☐ AGE INAPPROPRIATE
- ☐ INACCURATE
- ☐ SUBVERSIVE/ DEVIANT
- ☐ OTHER OBJECTIONS

LIFE, LIBERTY AND THE PURSUIT
OF GOOD BOOKS
Join the conversation @
facebook.com/lacrosselibrary
facebook.com/uwmurphylibrary

STAND UP FOR YOUR
RIGHT TO READ
READ A BANNED BOOK

LA CROSSE PUBLIC LIBRARY

MURPHY LIBRARY | UNIVERSITY OF WISCONSIN
LA CROSSE

READ BANNED BOOKS



Eva Marie Restel, Artist
The Catcher In The Rye by JD Salinger

- ☒ OFFENSIVE THEMES
- ☐ CULTURAL SENSITIVITY
- ☐ RACISM
- ☐ SEXISM
- ☐ ANTI-FAMILY
- ☐ NUDITY
- ☒ OFFENSIVE LANGUAGE
- ☐ EXCESSIVE NEGATIVITY
- ☐ ABORTION
- ☐ DRUGS/ALCOHOL/SMOKING
- ☐ RACIAL THEMES
- ☐ SEXUAL ASSAULT
- ☐ VIOLENCE
- ☐ SUICIDE
- ☐ LGBTQ ISSUES
- ☐ GENDER EXPRESSION
- ☒ SEXUAL CONTENT/ THEMES
- ☐ POLITICAL VIEWPOINT
- ☐ RELIGIOUS VIEWPOINT
- ☐ OCCULT THEMES
- ☐ AGE INAPPROPRIATE
- ☐ INACCURATE
- ☒ SUBVERSIVE/ DEVIANT
- ☐ OTHER OBJECTIONS


LIFE, LIBERTY AND THE PURSUIT
OF GOOD BOOKS
Join the conversation @
facebook.com/lacrosselibrary
facebook.com/uwmurphylibrary

STAND UP FOR YOUR
RIGHT TO READ
READ A BANNED BOOK

LA CROSSE PUBLIC LIBRARY

MURPHY LIBRARY | UNIVERSITY OF WISCONSIN
LA CROSSE

READ BANNED BOOKS



Michael Scott, Writer, Actor and Storyteller
The Adventures of Huckleberry Finn by Mark Twain

- ☐ OFFENSIVE THEMES
- ☒ CULTURAL SENSITIVITY
- ☐ RACISM
- ☐ SEXISM
- ☐ ANTI-FAMILY
- ☐ NUDITY
- ☒ OFFENSIVE LANGUAGE
- ☐ EXCESSIVE NEGATIVITY
- ☐ ABORTION
- ☐ DRUGS/ALCOHOL/SMOKING
- ☒ RACIAL THEMES
- ☐ SEXUAL ASSAULT
- ☐ VIOLENCE
- ☐ SUICIDE
- ☐ LGBTQ ISSUES
- ☐ GENDER EXPRESSION
- ☐ SEXUAL CONTENT/ THEMES
- ☒ POLITICAL VIEWPOINT
- ☐ RELIGIOUS VIEWPOINT
- ☐ OCCULT THEMES
- ☐ AGE INAPPROPRIATE
- ☐ INACCURATE
- ☐ SUBVERSIVE/ DEVIANT
- ☐ OTHER OBJECTIONS

LIFE, LIBERTY AND THE PURSUIT
OF GOOD BOOKS
Join the conversation @
facebook.com/lacrosselibrary
facebook.com/uwmurphylibrary

STAND UP FOR YOUR
RIGHT TO READ
READ A BANNED BOOK

LA CROSSE PUBLIC LIBRARY

MURPHY LIBRARY | UNIVERSITY OF WISCONSIN
LA CROSSE

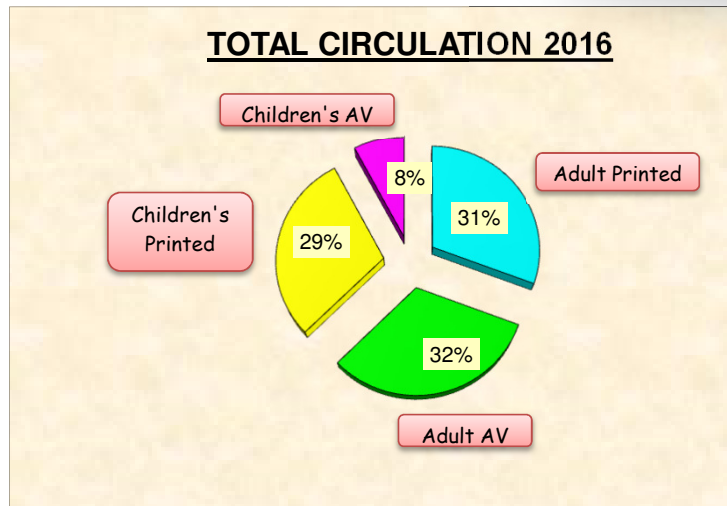
FINANCIAL COMPARISON INFORMATION:

	2016	2015	2014
Total Expenditure per Capita:	\$95.74	\$99.02	\$98.85
Percentage change	-3.3%	0.2%	-1.3%
Materials Expenditure per Capita:	\$6.95	\$7.86	\$6.98
Support per Capita:	\$95.51	\$103.30	\$105.85
Support Received from City per Capita:	\$82.44	\$83.70	\$85.23
Percentage change	-1.5%	-1.8%	-1.0%
Cost per Hour Open:	\$679.01	\$702.29	\$694.39
(Main, North, and South combined hours)			
Percentage change	-3.3%	1.1%	-1.7%
Staff in FTEs per 1,000 Population:	1.10	1	1.11
Staff per circ/ref. transaction	0.060	0.056	0.052
Cost per Circulation:	\$5.66	\$5.49	\$5.10
Percentage change	3.1%	7.6%	15.5%



Adult Craft Programs





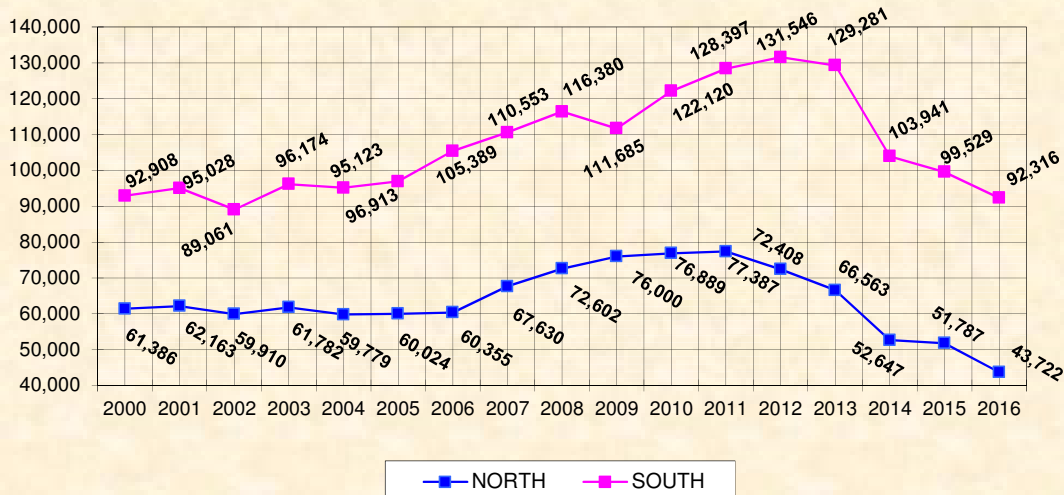
CIRCULATION INFORMATION

	2016	% of Total	% Change from Last Year
TOTAL CIRCULATION:	880,079		-6.20%
Print Items	530,261	60.25%	-4.27%
Non-Print Items	349,818	39.75%	-8.99%
Adult Materials	550,979	62.61%	-7.27%
Children's Materials	329,100	37.39%	-4.36%
TOTAL AT MAIN:	744,041		-5.46%
Print Items	437,399	58.79%	-2.52%
Non-Print Items	306,642	41.21%	-9.35%
Adult Materials	477,830	64.22%	-7.75%
Children's Materials	266,211	35.78%	-1.03%
TOTAL AT NORTH:	43,722		-15.57%
Print Items	28,183	64.46%	-14.36%
Non-Print Items	15,539	35.54%	-17.69%
Adult Materials	25,004	57.19%	-10.52%
Children's Materials	18,718	42.81%	-21.50%
TOTAL AT SOUTH:	92,316		-7.25%
Print Items	64,679	70.06%	-10.52%
Non-Print Items	27,637	29.94%	1.43%
Adult Materials	48,145	52.15%	-0.23%
Children's Materials	44,171	47.85%	-13.85%

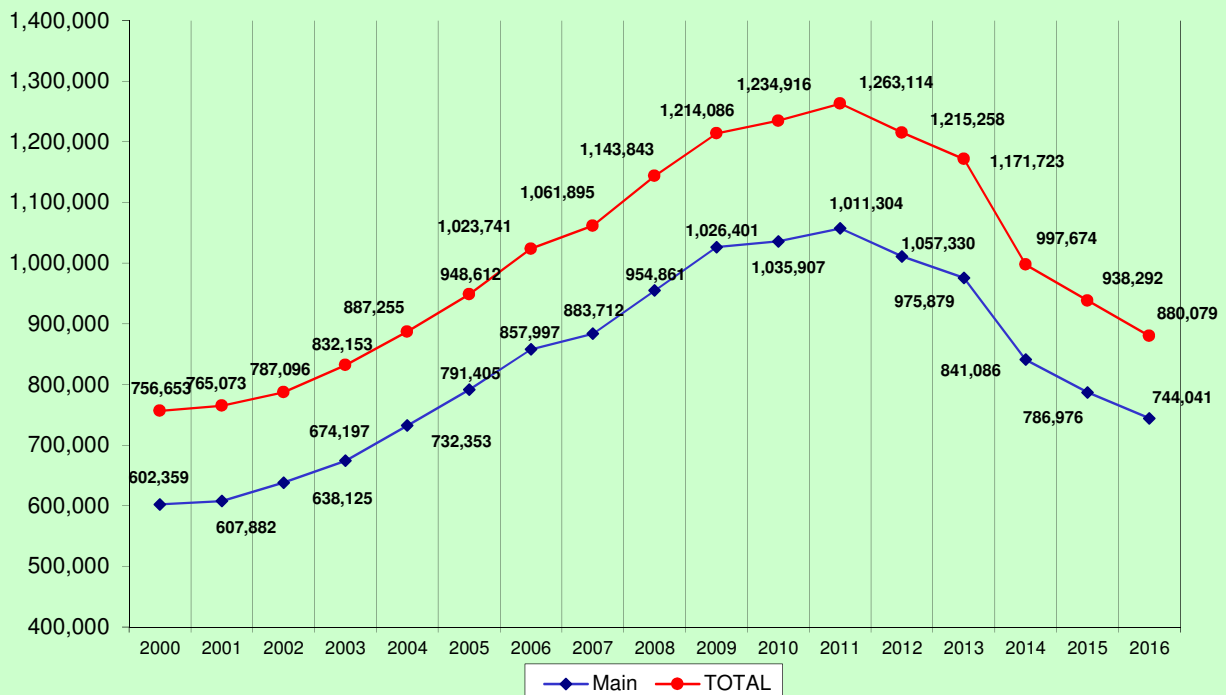
COMPARISON INFORMATION

	2016	2015	2014
Turnover Rate: (No. of times each item circulated)	4.60	4.00	4.25
Circulation per Capita:	16.92	18.04	19.36
Circulation per Hour Open -			
Total:	120	128	136
Main:	227	240	257
North:	22	26	26
South:	46	49	51

CIRCULATION AT COMMUNITY LIBRARIES



MAIN AND TOTAL CIRCULATION





Bike Repair Stand
donated by
Beer by Bike Brigade

OTHER INFORMATION

	2016	% of Total	% Change from 2015
PROGRAMS			
Number Held in 2016:	980		4.14%
Adult	322	32.86%	-16.58%
Monday Mornings @ Main	18		
Chapters	12		
Classes	63		
Dark La Crosse Tours	29		
Gaming	9		
Genealogy & Local History	23		
LC3	7		
Movies	54		
Other	107		
Children's	658	67.14%	18.56%
Pre-school	435		
Elementary school	132		
Middle school	52		
High school	39		
Attendance	33,269		-11.15%
Adult	11,311	34.00%	-23.95%
Monday Mornings @ Main	1,526		
Chapters	92		
Classes	525		
Dark La Crosse Tours	1,266		
Gaming	134		
Genealogy & Local History	753		
LC3	340		
Movies	1,270		
Other	5,405		
Children's	21,958	66.00%	-2.72%
Pre-school	10,833		
Elementary school	7,957		
Middle school	2,318		
High school	850		
Drop-In Children's Programs			
Literacy Offerings - SLP	2		
Attendance	1,441		
Drop-In Activities	93		
Attendance	8,542		

LIBRARY VISITS

	2016	% Change from 2015
	524,925	-4.26%

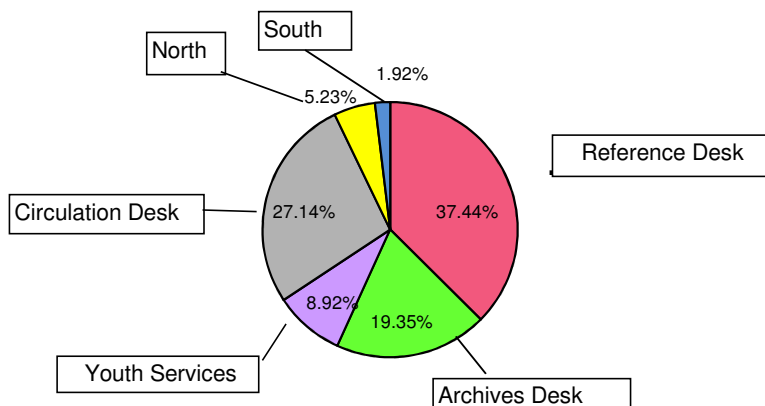
NUMBER OF HOURS OPEN (per week):

At Main	
At North	65
At South	39
	39

REFERENCE QUESTIONS

	2016	% of Total	% Change from 2015
Number Asked in 2016	67,630		-11.95%
Reference Desk	25,320	37.44%	-0.30%
Archives Desk	13,086	19.35%	9.08%
Children's Room	6,032	8.92%	-31.36%
Circulation Desk	18,356	27.14%	-14.01%
North Branch	3,536	5.23%	-8.72%
South Branch	1,300	1.92%	-75.96%

Reference Questions 2016



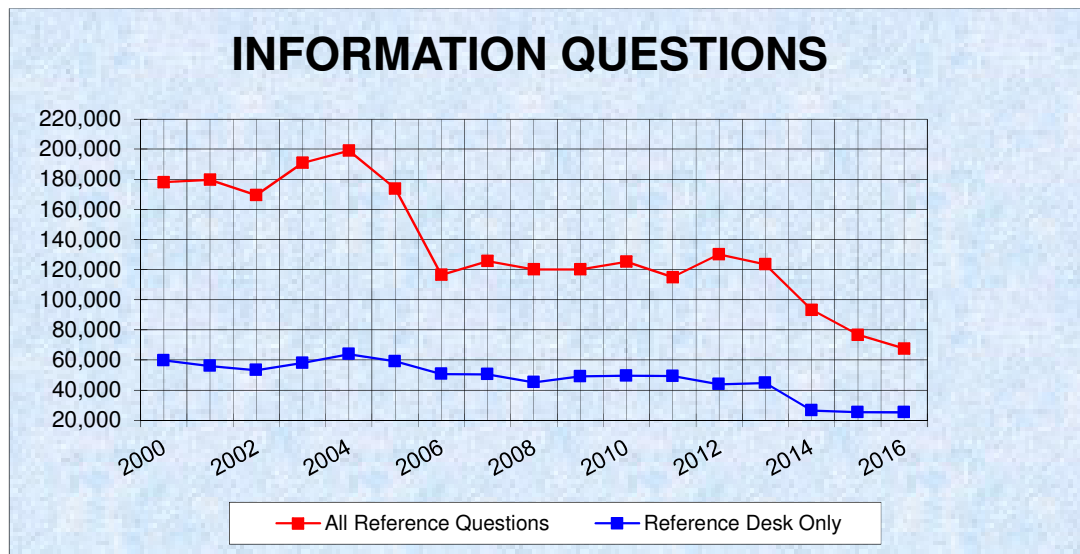
History Hunt - Logan High School



Strategic Planning Listening Sessions

COMPARISON INFORMATION

	2015	2014	2013
Reference Questions per Capita:	1.3	1.8	2.4
Population Served:	51,992	52,018	51,522



APPENDIX A

STATE ANNUAL REPORT



Wisconsin Department of Public Instruction
PUBLIC LIBRARY ANNUAL REPORT
 PI-2401 (Rev. 11-16)
 S. 43.05(4) & 43.58(6)
FOR THE YEAR 2016

INSTRUCTIONS: Complete and return two (2) original signed copies of the form and attachments to your system headquarters.

Board-approved, signed annual reports for 2016 are due to the DPI Division for Libraries and Technology no later than March 1, 2017.

I. GENERAL INFORMATION

1. Name of Library La Crosse Public Library		2. Public Library System Winding Rivers Library System			
3a. Head Librarian First Name Kelly	3b. Head Librarian Last Name Krieg-Sigman	4a. Certification Grade Gr 1	4b. Certification Type Regular	5. Certification Expiration Date 12/31/2018	
6a. Street Address 800 Main St.	6b. Mailing Address or PO Box 800 Main St.	7. City / Village / Town La Crosse	8a. ZIP 54601	8b. ZIP4 4122	9. County La Crosse
10. Library Phone Number (608)789-7100	11. Fax Number (608)789-7106	12. Library E-mail Address of Director kelly@lacrosselibrary.org			
13. Library Website URL www.lacrosselibrary.org		14. No. of Branches 2	15. No. of Bookmobiles Owned 0	16. No. of Other Public Service Outlets 1	
17. Does your library operate a books-by-mail program? No	18. Some public libraries are legally organized as joint libraries, with neighboring municipalities or a county and municipality joining to operate a library. Is your library such a joint library legally established under Wis. Stat. s. 43.53? No				
19a. Winter Hours Open per Week 65	19b. Number of Winter Weeks 39	19c. Summer Hours Open per Week 65	19d. Number of Summer Weeks 13		
20. Square Footage of Public Library 84,610	21. Did your library or a branch move to a new facility or expand an existing facility during the fiscal year? No		22. DUNS Number <i>Nine digits</i> 610452026		

II. LIBRARY COLLECTION

	a. Number Owned / Leased	b. Number Added
1. Books in Print <i>Non-periodical printed publications</i>	146,644	14,344
2. Electronic Books <i>E-books</i>	148,384	
3. Audio Materials	24,243	2,814
4. Electronic Audio Materials <i>Downloadable</i>	38,199	
5. Video Materials	20,454	3,818
6. Electronic Video Materials <i>Downloadable</i>	944	
7. Other Materials Owned <i>Describe</i> Microforms	379	
8. Electronic Collections <i>Locally Owned or Leased</i>	19	
9. Total Electronic Collections <i>Local, regional, and state</i>	65	
10. Subscriptions <i>Include periodicals and newspapers, exclude those in electronic format</i>	401	

III. LIBRARY SERVICES

1. Circulation Transactions			2. Interlibrary Loans			
a. Total Circulation		b. Children's Materials	a. Items Loaned <i>Provided to</i>		b. Items Received <i>Received from</i>	
880,079		329,100	132,374		88,906	
3. Number of Registered Users			4. Reference Transactions		5. Library Visits	
a. Resident	b. Nonresident	c. TOTAL	a. Method	b. Annual Count	a. Method	b. Annual Count
44,848	23,073	67,921	Survey Week(s)	67,630	Actual Count	524,925
6. Uses of Public Internet Computers		7. Uses of Public Wireless Internet		8a. Local Electronic Collection Retrievals		8b. Total Electronic Collection Retrievals
a. Method	b. Annual Count	a. Method	b. Annual Count			
Actual Count	82,389			205,932		
9. Uses of Electronic Materials by Users of Your Library						
a. E-Books	b. E-Audio	c. E-Video	d. Total Uses of Electronic Materials		e. Uses of Children's Electronic Materials	
36,520	22,121	2,101	60,742		3,262	
10. Programs and Program Attendance Annual Count					11. Number of Public Use Computers	
	a. Children (0-11)	b. Young Adult (12-18)	c. Other (all ages)	d. TOTAL	a. Total	b. Internet Access
Number of Programs	567	91	322	980	119	105
Total Attendance	18,790	3,168	11,311	33,269		

IV. LIBRARY GOVERNANCE

Library Board Members. List all members of the library board as of the date of this report. List the president first. Indicate vacancies. Report changes to the Division for Libraries and Technology as they occur. When reporting such changes, indicate the departing board members.

First Name	Last Name	Street Address	City	ZIP+4	Email Address
PRESIDENT					
1. C. Daniel	Gelatt	3159 Edgewater Dr.	La Crosse	54603	daniel.gelatt@nmt.com
2. Beverly	Ruston	408 9th St. North	La Crosse	54601	bevrruston@gmail.com
3. Araysa	Simpson	1545 Travis St.	La Crosse	54601	bsbnjg@yahoo.com
4. Sara	Sullivan	608 16th Street South	La Crosse	54601	cronemom29@gmail.com
5. Jodi	Ehrenberger	127 23rd St. South	La Crosse	54601	jehrenberger@couleebank.net
6. Judy	Bouffleur	2575 Edgewood Place	La Crosse	54601	jdbouffleur@gmail.com
7. Katie	Bittner	1027 Charles St.	La Crosse	54603	kljleigh@gmail.com
8. James	Cherf	511 Main St.	La Crosse	54601	cherfj@cityoflacrosse.org
9. Randy	Nelson	N1478 Meadow Ridge Road	La Crosse	54601	ranelson@lacrossesd.org
10.					
11.					
12.					
No. of Library Board Members Include vacancies in this count					
9					

V. LIBRARY OPERATING REVENUE*Report operating revenue only. Do not report capital receipts here.***1. Local Municipal Appropriations for Library Service** *Only Joint libraries report more than one municipality here*

Municipality Type	Name	Amount
City	La Crosse	\$4,318,029
Subtotal 1		\$4,318,029

2. County**a. Home County Appropriation for Library Service**

Subtotal 2a

b. Other County Payments for Library Services

County Name	Amount	County Name	Amount
Jackson	\$8,662		
Monroe	\$30,846		
Trempealeau	\$28,841		
Vernon	\$144,493		
Subtotal 2b			\$212,842

3. State Funds**a. Public Library System State Funds**

Description	Amount	Description	Amount
Winding Rivers Library System	\$103,705		
b. Funds Carried Forward from Previous Year		c. Other State Funded Program	
Subtotal 3			\$103,705

4. Federal Funds *Name of program—for LSTA grant awards, grant number and project title*

Program or Project	Amount
	\$0
Subtotal 4	

5. Contract Income *From other governmental units, libraries, agencies, library systems, etc.*

Name	Amount	Name	Amount
WRLSWEB	\$127,028		
Subtotal 5			\$127,028

6. Funds Carried Forward Do not include state aid. Report state funds in 3b above. \$222,456	7. All Other Operating Income \$244,938	8. Total Operating Income Add 1 through 7 \$5,228,998	9. What is the 2017 annual appropriation provided by your governing body/bodies for your public library? \$4,539,038	10. Was your library's municipality exempt from the county library tax for 2016? Wis. Stat. s. 43.64(2) Yes
---	--	--	---	--

VI. LIBRARY OPERATING EXPENDITURES*Report operating expenditures from all sources. Do not report capital expenditures here.*

1. Salaries and Wages <i>Include maintenance, security, plant operations</i>		2. Employee Benefits <i>Include maintenance, security, plant operations</i>	
\$2,784,756		\$1,134,518	
3. Library Collection Expenditures			
a. Print Materials	b. Electronic Materials	c. Audiovisual Materials	d. All Other Library Materials
\$207,458	\$52,194	\$97,594	\$4,473
			e. Subtotal 3
			\$361,719
4. Contracts for Services <i>Include contracts with other libraries, municipalities, and library systems here. Include service provider.</i>			
Provider	Amount	Provider	Amount
WRLSWEB	\$81,666		
			Subtotal 4
			\$81,666
5. Other Operating Expenditures			\$736,925
6. Total Operating Expenditures <i>Add 1 through 5</i>			\$5,099,584
7. Of the expenditures reported in item 6, what were operating expenditures from federal program sources?			\$0

VII. LIBRARY CAPITAL REVENUE, EXPENDITURES, DEBT RETIREMENT, AND RENT

1. Capital Income and Expenditures by Source of Income. <i>Do not report any expenditures reported above. Provide a brief description of any expenditures.</i>			
Source	Brief Description of Expenditure	Revenue	Expenditure
a. Federal			
b. State			
c. Municipal			
d. County			
e. Other			
2. Debt Retirement	3. Rent Paid to Municipality/County	Total Revenue	Total Expenditure

VIII. OTHER FUNDS HELD BY THE LIBRARY BOARD**IX. TRUST FUNDS**

All funds under the library board's control must be reported. Report in this section any funds in the library board's control (except Trust Funds) that have not been reported in a previous section. *Wis. Stat. s. 43.58(6)(a)*

1. Total Amount of Other Funds at End of Year
\$174,094

1. Total Amount of Trust Funds Held by the Library Board at End of Year
\$1,092,395

X. STAFF

1. Personnel Listing. Libraries with 15 or fewer employees may report all staff under 1a. Libraries with more than 15 employees, list head librarian, chief assistants, branch librarians, division heads, and other supervisory personnel in 1a. and all other positions in 1b.

a. Employees Holding the Title of Librarian. Indicate advanced degrees in Type of Staff.

Position	Type of Staff	Annual Salary	Hours Worked per Week	Position	Type of Staff	Annual Salary	Hours Worked per Week
Director / Head Librarian	MLS (ALA)	\$104,499	40.00	Collection Mgmt. Mgr.	MLS (ALA)	\$71,552	40.00
Adult Public Svc. Mgr.	MLS (ALA)	\$71,552	40.00	IT Manager	Other	\$85,301	40.00
Business Mgr.	Other	\$69,638	40.00				
Archivist Manager	MLS (ALA)	\$65,957	40.00				
Bldg. Mtce. Coord.	Other	\$69,638	40.00				
Circulation Manager	Other	\$64,188	40.00				
Youth Services Mgr.	MLS (ALA)	\$69,638	40.00				

b. Other Paid Staff See instructions

Position	Type of Staff	Total Annual Wages	Hours Worked per Week	Position	Type of Staff	Total Annual Wages	Hours Worked per Week
Library Clerk	Other	\$101,499	215.00	Executive Assistant	Other	\$42,765	40.00
Library Assistant	Other	\$553,393	537.00	Senior IT	Other	\$55,328	40.00
Associate Librarian	Librn. no-MLS	\$273,905	240.00	Maintenance	Other	\$218,005	180.00
Librarian	MLS (ALA)	\$503,250	386.00	Assistant Circulation Manager	Other	\$51,002	40.00
Librarian	Librn. no-MLS	\$277,638	200.00	Community Relations & Volunteer S	Other	\$94,963	85.00

2. Library Staff Full-Time Equivalents (FTEs). Divide the total hours worked per week for each category by 40 to determine full-time equivalents.

a. Persons Holding the Title of Librarian

Master's Degree from an ALA
Accredited Program (FTE)
14.65

Other Persons Holding the
Title of Librarian (FTE)
11.00

Subtotal 2a
25.65

b. All Other Paid Staff (FTE)
Include maintenance, plant
operations, and security

32.43

c. Total Library Staff
(FTE)

58.08

1. Of the total circulation reported for your library from Section III, item 1, what was the total circulation to nonresidents *See instructions for definition of nonresident*

c. Subtotal

194.128

82.743

0

6. Circulation to Persons from Out of the State	14,534
---	--------

8b. If yes, do you allow residents in adjacent systems to purchase library cards?

No

Circulation

f.

g.

h.

i.

e.

j.

4. Does your library use door counters?

☒ b. Yes, on some Internet workstations

Yes

d. TOTAL

2

1,453

1

69

d. TOTAL

43

3,929

c. Email Address

dwacek@lacrosselibrary.org

XIV. PUBLIC LIBRARY ASSURANCE OF COMPLIANCE WITH SYSTEM MEMBERSHIP REQUIREMENTS



We assure the Public Library System of which this library is a member and the Division for Libraries and Technology, Department of Public Instruction that this public library is in compliance with the following requirements for public library system membership as listed in *Wis. Stats.*

A check (X) or a mark in the checkbox indicates compliance with the requirement.

- ☒ The library is established under s. 43.52 (municipalities), s. 43.53 (joint libraries), or s. 43.57 (consolidated county libraries and county library services) of the Wisconsin Statutes [s. 43.15(4)(c)1].
- ☒ The library is free for the use of the inhabitants of the municipality by which it is established and maintained [s. 43.52(2), 73 Op. Atty. Gen. 86(1984), and OAG 30-89].
- ☒ The library's board membership complies with statutory requirements regarding appointment, length of term, number of members and composition, [s. 43.54 (municipal and joint libraries), s. 43.57(4) & (5) (consolidated and country library services), and s. 43.60(3) (library extension and interchange)].
- ☒ The library board has exclusive control of the expenditure of all moneys collected, donated, or appropriated for the library fund [s. 43.58(1)].
- ☒ The library director is present in the library at least 10 hours a week while library is open to the public, less leave time [s. 43.15(4)(c)6].
- ☒ The library board supervises the administration of the library, appoints the librarian, who appoints such other assistants and employees as the library board deems necessary, and prescribes their duties and compensation [s. 43.58(4)].
- ☒ The library is authorized by the municipal governing board to participate in your public library system [s. 43.15(4)(c)3].
- ☒ The library has entered into a written agreement with the public library system board to participate in the system and its activities, to participate in interlibrary loan of materials with other system libraries, and to provide, to any resident of the system area, the same library services, on the same terms, that are provided to the residents of the municipality or county that established the member library. This shall not prohibit a municipal, county, or joint public library from giving preference to its residents in library group programs held for children or adults if the library limits the number of persons who may participate in the group program, or from providing remote access to a library's online resources only to its residents. [s. 43.15(4)(c)4].
- ☒ The library's head librarian holds the appropriate grade level of public librarian certification from the Department of Public Instruction [s. 43.15(4)(c)6 and Administrative Code Rules PI 6.03].
- ☒ The library annually is open to the public an average of at least 20 hours each week except that for a library in existence on June 3, 2006, annually is open to the public an average of at least 20 hours or the number of hours each week that the library was open to the public in 2005, whichever is fewer [s. 43.15(4)(c)7].
- ☒ The library annually spends at least \$2,500 on library materials. [s. 43.15(4)(c)8].

XV. CERTIFICATION

I CERTIFY THAT, to the best of my knowledge, the information provided in this annual report and any attachments are true and accurate and the library board has reviewed and approved this report.

President, Library Board of Trustees Signature ➤ 	Name of President <i>Print or type</i> DANIEL GELATT	Date Signed 2/16/2017
Library Director / Head Librarian Signature ➤ 	Name of Director / Head Librarian <i>Print or type</i> Kelly KRIEG-SIGMAN	Date Signed 2-16-17

STATEMENT CONCERNING PUBLIC LIBRARY SYSTEM EFFECTIVENESS

As required by Wis. Stat. s. 43.58(6)(c), the following statement with the appropriate wording indicated (that the library system either did or did not provide effective leadership and adequately meet the needs of the library) must be approved by the library board. The decision about whether the library system did or did not provide effective leadership and adequately meet the needs of the library should be made in the context of the public library system's statutory responsibilities and the funding which it has available to meet those responsibilities.*

County

La Crosse

La Crosse Public Library

The _____ Board of Trustees hereby states that in 2016, the
Name of Public Library

Winding Rivers Library System

Name of Public Library System / Service

Indicate with an X one of the following two statements.

- ☒ Did provide effective leadership and adequately meet the needs of the library.
☐ Did not provide effective leadership and adequately meet the needs of the library.

Explanation of library board's response. *Attach additional sheets if necessary.*

* The statement *may* be sent directly to Wisconsin Department of Public Instruction, ATTN: Jamie McCanless, Division for Libraries and Technology, P.O. Box 7841, Madison, WI 53707-7841. This page need not be forwarded to your library system.

CERTIFICATION

The preceding statement was approved by the Public Library Board of Trustees.

Division staff will compile the statements received for each library system and, as required by Wis. Stat. s. 43.05(14), conduct a review of a public library system if at least 30 percent of the libraries in participating municipalities that include at least 30 percent of the population of all participating municipalities report that the public library system did not adequately meet the needs of the library. This statement may be provided to your public library system.

President, Library Board of Trustees Signature

Name of President *Print or type*

Date Signed

> 

DANIEL GELATT

2/16/2017

COMMENTS

SECTION_I

20. Square Footage of Public Library (this location only)

La Crosse Historical Society relinquished the Museum space and left the building.,--2017-01-23

APPENDIX B SPECIALIZED REPORT TO THE CITY

**LA CROSSE PUBLIC LIBRARY
SPECIAL CHECKING ACCOUNT
2016 ACTIVITY**

Balance: 12/31/15:	\$177,954.60
--------------------	--------------

Receipts:		
	Copy Machine & other 1400	\$16,760.05
	Gifts	\$76,437.43
	Friends of LPL	\$23,286.79
	Washburn Fund	\$4,795.00
	Special Trustees Fund	\$1,299.27
	Fund Raisers	\$23,006.98
	Credit Card Receipts	\$24,696.66
	LSTA Grant	\$5,061.61
	Interest	\$280.54
	Total Receipts	\$175,624.33

Disbursements:		
	Copier Leases & Maintenance	\$13,734.04
	Printing Supplies & Maintenance	\$4,507.55
	Library Materials	\$30,343.62
	Programs/Exhibits	\$53,907.11
	Staff Development	\$28.00
	Equipment/Furnishings	\$10,767.37
	Public Events	\$8,403.10
	Credit Card Expenses	\$25,055.84
	LSTA Grant	\$5,061.61
	To Special Trustees Fund	\$11,958.05
	Other	\$15,718.80
	Total Disbursements	\$179,485.09

Balance 12/31/16:	\$174,093.84
Journal Balance:	\$174,093.84

\$0.00

APPENDIX C TROUBLESHOOTING COMMON PROBLEMS

TRUSTEES' SPECIAL AGENCY FUND REPORT

	1ST QTR	2ND QTR	3RD QTR	4TH QTR	TOTAL
2016	2016	2016	2016	2016	2016
BEQUESTS	0	0	0	0	\$0
CONTRIBUTIONS	37,361	0	0	0	\$37,361
INTEREST INCOME	8,154	7,371	8,314	7,580	\$31,419
CHANGE IN MARKET VALUE	11,052	20,813	15,301	-9,091	\$38,075
ASSET CHANGES - CAPITAL GAIN	0	-282	0	-7,004	(\$7,286)
FEES	1,545	1,620	1,657	1,664	\$6,486
BOARD EXPENDITURES	0	687	0	4,799	\$5,486
ASSET CHANGES - CAPITAL LOSS	0	0	0	0	\$0
					11,972

\$300 - Board Petty Cash
\$1,299 - Retirements

\$387 - Bruder
\$3,500 - Director's Hospitality

BEQUESTS	\$1,004,220
HAIG-PREVIOUS INTEREST	11,234
BRUDER ENDOWMENT	10,000
CHILDREN'S CENTENNIAL FUND	12,025
FROM GERT GORDON FUND	51,931
INTEREST INCOME	1,051,742
RETURN FROM 1ST FLOOR REMODEL	46,532
BUILDING FUND	175,280
BOOKS 2000 and beyond	245,957
CAPITAL PROJECTS	24,324
MATERIALS & PROGRAMS	10,333
BOARD USE	6,435
LCHS	23,903
ASSET CHANGES	123,138
FEES	-120,776
BOARD EXPENDITURES	-1,583,881
BALANCE	\$1,092,396

MISCELLANEOUS

DETAILS

CARRYOVER FROM 2016 to 2017				FINAL
	2016 BUDGET	2016 AMOUNT		
EXPENDITURES	APPROP.	SPENT	BALANCE	% USED
Salaries	\$2,786,914	2,784,755.51	2,158.49	99.92%
Fringes	1,130,925		-3,592.54	100.32%
Health Insurance		756,090.60		
Life Insurance		8,274.86		
Retirement		169,022.27		
Social Security		197,081.31		
Misc. Benefits		4,048.50		
Automation	172,560	169,143.62	3,416.38	98.02%
Binding Services	1,750	0.00	1,750.00	0.00%
Bldgs. & Bldg. Improvements	10,000	2,232.87	7,767.13	22.33%
Car Allowance/Mileage	600	228.90	371.10	38.15%
Delivery	11,500	10,963.15	536.85	95.33%
Other Contractual Services	63,300	54,717.79	8,582.21	86.44%
Dues	3,000	3,787.60	-787.60	126.25%
Electricity	115,915	116,781.87	-866.87	100.75%
Electronic Resources	15,000	14,999.00	1.00	99.99%
Gasoline	1,500	616.37	883.63	41.09%
Materials Circulation	336,000	329,844.72	6,155.28	98.17%
Materials for WRLS - Lib. Supplies	600	600.00	0.00	100.00%
Materials for WRLS - Coll. Develop.	16,875	16,875.00	0.00	100.00%
Miscellaneous Expenses	7,000	1,625.89	5,374.11	23.23%
Natural Gas	48,000	27,565.76	20,434.24	57.43%
Office Supplies	41,000	37,879.68	3,120.32	92.39%
Oil	75	13.53	61.47	18.04%
Postage	10,000	2,716.91	7,283.09	27.17%
Printing Services	3,000	150.00	2,850.00	5.00%
Professional Development	13,500	7,693.51	5,806.49	56.99%
Programming Mtls.	2,000	1,157.89	842.11	57.89%
Repair & Mtc. Supplies-Bldg.	20,000	19,674.06	325.94	98.37%
Repair & Mtc. Services-Equip.	5,500	3,724.92	1,775.08	67.73%
Repair & Mtc. Services - Grnds.	50,550	48,817.08	1,732.92	96.57%
Sewer	4,000	3,666.42	333.58	91.66%
Sprinkler - Indoor	120	129.60	-9.60	108.00%
Storm Water	2,500	1,973.52	526.48	78.94%
Telephone Expenses	25,500	21,770.43	3,729.57	85.37%
Travel Expenses	6,500	6,158.35	341.65	94.74%
WRLS Car Allowance		-118.13	118.13	
Water	3,270	3,411.68	-141.68	104.33%
TOTAL 2016 EXPENSES:	\$4,908,954	4,828,075.04	80,878.96	98.35%

	2016 BUDGET	2016 AMOUNT		
INCOME	APPROP.	RECEIVED	BALANCE	% RECEIVED
Lost Library Mtls.	\$10,000	13,843.98	3,843.98	138.44%
Microprinting Fees	\$1,000	744.90	-255.10	74.49%
Miscellaneous	\$1,000	1,223.80	223.80	122.38%
Out of State Reg.	\$3,500	5,873.71	2,373.71	167.82%
Research Fees	\$1,500	451.52	-1,048.48	30.10%
FAX Fees	\$700	1,227.34	527.34	175.33%
Service Charges	\$78,000	59,589.71	-18,410.29	76.40%
County Contributions	\$212,841	212,842.00	1.00	100.00%
LSTA Creation Community		5,061.61		
Meeting Room	\$1,500	2,449.12	949.12	163.27%
Transfer from Carryover	\$152,196	152,196.00	0.00	100.00%
WRLSWEB	\$29,284	45,362.34	16,078.34	154.90%
Restitution		261.91	261.91	
Pcard Rebate	\$7,273	11,767.05	4,494.05	
Short/Over		-132.16	-132.16	
SUBTOTAL	\$498,794	512,762.83	8,907.22	102.80%
WRLS Contract	\$92,131	103,705.00	11,574.00	112.56%
TOTAL INCOME	\$590,925	616,467.83	20,481.22	104.32%
SUMMARY:				
Total Amount Carried over into 2016:			222,456.00	
Expenditures per Board approval				
To offset 2016 budget			-152,196.00	
Strategic Planning			-37,574.59	
2016 Operating Budget Expenditure Balance			80,878.96	
2016 Operating Budget Unanticipated Income			20,481.22	
Total Amount Carried over into 2016:			134,045.59	

GIFT FUND as of 12/31/2016				
	1-1-2016			Current
	Balance	Debits	Credits	Balance
Library Materials				
Archives Materials	\$15,492.17	\$9,544.40	\$15,569.69	\$21,517.46
Bruder Endowment (YS)	\$616.05	\$469.16	\$387.00	\$533.89
Friends - Chapters		\$2,000.00		-\$2,000.00
LAGS		\$89.90		-\$89.90
Margaret Donndelinger Memorial (Archives)	\$502.11			\$502.11
Ruthmae Weisensel Memorial	\$1,257.07	\$1,257.07		\$0.00
Donald Dolan Memorial		\$15.21	\$20.00	\$4.79
TOTAL	\$17,867.40	\$13,375.74	\$15,976.69	\$20,468.35
	1-1-2015			Current
	Balance	Debits	Credits	Balance
Miscellaneous				
Baby Book Bees	\$889.74	\$523.42		\$366.32
Board Discretionary Projects	\$2,000.00	\$2,000.00	\$412.05	\$412.05
Bus Tour	5,978.23	\$11,370.44	\$14,350.00	\$8,957.79
Capital Projects	7,304.54	\$7,304.54	\$3,370.00	\$3,370.00
Materials & Services	2,653.51	\$2,653.51	\$1,348.50	\$1,348.50
Foundation Grant	24,444.29	\$3,990.00		\$20,454.29
Friends - Misc.	2,500.00	\$10,286.79	\$7,561.79	-\$225.00
Give-A-Gift	\$20,468.38	\$25,370.98	\$23,006.98	\$18,104.38
Donald (Sandy) Gordon Estate	\$11,699.29	\$10,767.37	\$9,833.17	\$10,765.09
Gertrude Salzer Gordon Estate	\$26,090.63	\$11,700.50	\$24,962.84	\$39,352.97
Interest	\$2,347.44	\$917.72	\$280.54	\$1,710.26
Sale of Surplus Equipment	\$1,804.76		\$244.85	\$2,049.61
Craft Show	\$190.32	\$157.45	\$315.00	\$347.87
Richard F. Carter Memorial	\$6,931.08			\$6,931.08
Gayleen Eilers Memorial	\$310.93	\$310.93		\$0.00
Play & Learn Center	\$120.42			\$120.42
Programming - Friends - Adult General	\$5,036.65	\$15,392.48	\$15,725.00	\$5,369.17
Adult SLP		\$225.00	\$225.00	\$0.00
Adult Winter Program		\$200.00	\$200.00	\$0.00
Books 'n Brunch		\$1,538.84	\$1,101.84	-\$437.00
Comic Con (LC3)	\$498.28	\$2,772.01	\$1,932.98	-\$340.75
Earth Month Program		\$500.00	\$500.00	\$0.00
Footsteps Northside Bus Tour	\$107.00	\$107.00		\$0.00
Seed Library		\$572.75	\$547.75	-\$25.00
Programming - Friends - Trivia	\$348.89	\$626.48	\$277.59	\$0.00
Programming - Friends - Youth General	\$2,349.35	\$7,252.34	\$3,434.53	-\$1,468.46
National History Day		\$17.97	\$17.97	\$0.00
NOKS				\$0.00
Summer Library Program		\$5,108.90	\$5,108.90	\$0.00
South Branch Operation	\$3,193.96	\$956.00	\$100.00	\$2,337.96
Spec. Trustees - Retirements	-\$660.15	\$964.07	\$1,299.27	-\$324.95
Spec. Trustees - Breakfast of Champions	-\$1,258.43			-\$1,258.43
Thousand Books Before Kindergarten	\$2,774.45	\$663.13		\$2,111.32
Washburn - Archives Footsteps	\$251.00	\$188.00		\$63.00
Washburn - History Hunt	\$241.10	\$1,898.28	\$275.00	-\$1,382.18
Washburn - One Read Project			\$2,000.00	\$2,000.00
Washburn - National History Day	\$183.91	\$1,265.96	\$1,500.00	\$417.95
Washburn - State report filing	-\$10.00	\$10.00	\$20.00	\$0.00
Washburn - Thurow Scholarship	-\$310.08	\$28.00	\$1,000.00	\$661.92
TOTAL	\$128,479.49	\$127,640.86	\$120,951.55	\$121,790.18
Global Awareness		2455.95	\$3,000.00	\$544.05
World We Live in Grant	4,382.64	\$246.09	\$2,440.00	\$6,576.55
(we are only a fiscal agent on this)				
TOTAL	\$4,382.64	\$2,702.04	\$5,440.00	\$7,120.60
YTD TOTALS	\$150,729.53	\$143,718.64	\$142,368.24	\$149,279.13
Bank Balance				\$149,279.13
				\$0.00

1400 ACCOUNT: 2016 RECEIPTS

	Copy Machine	Internet Access	Printer	Misc.	TOTAL INCOME
JANUARY	\$415.72	\$217.80	\$537.55	\$0.00	\$1,171.07
FEBRUARY	\$483.42	\$234.68	\$661.25	\$0.00	\$1,379.35
MARCH	\$552.23	\$321.96	\$670.75	\$0.00	\$1,544.94
APRIL	\$634.37	\$273.18	\$714.50	\$0.00	\$1,622.05
MAY	\$427.90	\$268.31	\$614.20	\$0.00	\$1,310.41
JUNE	\$484.16	\$276.11	\$682.20	\$0.00	\$1,442.47
JULY	\$433.06	\$223.32	\$548.35	\$0.00	\$1,204.73
AUGUST	\$355.60	\$408.50	\$765.40	\$0.00	\$1,529.50
SEPTEMBER	\$445.51	\$327.75	\$602.90	\$0.00	\$1,376.16
OCTOBER	\$396.03	\$400.00	\$564.05	\$0.00	\$1,360.08
NOVEMBER	\$447.79	\$508.25	\$297.50	\$0.00	\$1,253.54
DECEMBER	\$627.85	\$576.40	\$361.50	\$0.00	\$1,565.75

TOTAL	\$5,703.64	\$4,036.26	\$7,020.15	\$0.00	\$16,760.05
-------	------------	------------	------------	--------	-------------

Percentage of Total	34.03%	24.08%	41.89%	0.00%
------------------------	--------	--------	--------	-------

Average per month	\$475.30	\$336.36	\$585.01	\$0.00	\$1,396.67
----------------------	----------	----------	----------	--------	------------

Explanation of Subaccounts:

Copy Machine Rate/copy: 11" @ \$.10, 14" @ \$.15, 17" @ \$.20; color copies @ \$.75

Printer Charges for computer printing

Internet Charges Charges for printing material off of the Internet @ \$.10 per page for b/w & \$.25 for color

1400 ACCOUNT: DISBURSEMENTS 2016

	Copier Maintenance	Copier Leases	Printing Maintenance	Printing Supplies	Misc.	TOTAL
JANUARY	\$374.54	\$92.51	\$12.89	\$0.00	\$186.24	\$666.18
FEBRUARY	\$379.87	\$657.96	\$20.34	\$0.00	\$0.00	\$1,058.17
MARCH	\$920.14	\$737.01	\$18.32	\$0.00	\$0.00	\$1,675.47
APRIL	\$0.00	\$737.01	\$15.27	\$0.00	\$215.25	\$967.53
MAY	\$709.65	\$737.01	\$53.95	\$1,268.00	\$0.00	\$2,768.61
JUNE	\$629.11	\$737.01	\$158.65	\$0.00	\$5,061.61	\$6,586.38
JULY	\$421.76	\$737.01	\$0.00	\$608.00	\$230.62	\$1,997.39
AUGUST	\$203.40	\$737.01	\$10.14	\$0.00	\$0.00	\$950.55
SEPTEMBER	\$526.63	\$737.01	\$6.41	\$0.00	\$0.00	\$1,270.05
OCTOBER	\$486.57	\$737.01	\$14.56	\$0.00	\$216.07	\$1,454.21
NOVEMBER	\$924.94	\$773.87	\$74.03	\$945.80	\$0.00	\$2,718.64
DECEMBER	\$0.00	\$737.01	\$65.04	\$1,236.15	\$0.00	\$2,038.20
 TOTAL	 \$5,576.61	 \$8,157.43	 \$449.60	 \$4,057.95	 \$5,909.79	 \$24,151.38
 Percentage of Total	 23.09%	 33.78%	 1.86%	 16.80%	 24.47%	

CIRCULATION - 2016

OVERVIEW

Number of loans from La Crosse Public Library & branches:	880,079
Decrease from 2015:	-58,213
% Decrease from 2015:	-6.20%
Number of loans from Main:	744,041
Percent of total loans:	84.54%
Decrease from 2015:	-42,935
% Decrease from 2015:	-5.46%
Number of loans from North:	43,722
Percent of total loans:	4.97%
Decrease from 2015:	-8,065
% Decrease from 2015:	-15.57%
Number of loans from South:	92,316
Percent of total loans:	10.49%
Decrease from 2015:	-7,213
% Decrease from 2015:	-7.25%

DETAIL

	<u>MAIN</u>	<u>% OF TOTAL</u>	<u>CHANGE FROM 2015</u>	<u>NORTH</u>	<u>% OF TOTAL</u>	<u>CHANGE FROM 2015</u>	<u>SOUTH</u>	<u>% OF TOTAL</u>	<u>CHANGE FROM 2015</u>	<u>TOTAL</u>
Adult Printed Material	225,851	30.35%	-16,402	14,209	32.50%	-1,033	29,928	32.42%	-1,435	269,988
Adult Audiovisual Material	251,979	33.87%	-23,756	10,795	24.69%	-1,906	18,217	19.73%	1,325	280,991
Total Adult	477,830	64.22%	-40,158	25,004	57.19%	-2,939	48,145	52.15%	-110	550,979
Children's Printed Material	211,548	28.43%	5,080	13,974	31.96%	-3,692	34,751	37.64%	-6,168	260,273
Children's Audiovisual Material	54,663	7.35%	-7,857	4,744	10.85%	-1,434	9,420	10.20%	-935	68,827
Total Children's	266,211	35.78%	-2,777	18,718	42.81%	-5,126	44,171	47.85%	-7,103	329,100
TOTAL CIRCULATION OF MATERIALS	744,041	84.54%	-42,935	43,722	4.97%	-8,065	92,316	10.49%	-7,213	880,079

CIRCULATION (cont.)

The following chart shows the trends in circulation at Main, North, and South since 1983.

	MAIN	% CHANGE	NORTH	% CHANGE	SOUTH	% CHANGE	TOTAL	% CHANGE
1983	383,670		48,582		78,335		510,587	
1984	406,635	5.99%	56,427	16.15%	81,902	4.55%	544,964	6.73%
1985	409,050	0.59%	56,919	0.87%	80,473	-1.74%	546,442	0.27%
1986	430,883	5.34%	55,137	-3.13%	72,013	-10.51%	558,033	2.12%
1987	459,473	6.64%	57,699	4.65%	77,322	7.37%	594,494	6.53%
1988	480,342	4.54%	55,912	-3.10%	74,207	-4.03%	610,461	2.69%
1989	504,213	4.97%	57,368	2.60%	78,369	5.61%	639,950	4.83%
1990	495,747	-1.68%	53,722	-6.36%	78,659	0.37%	628,128	-1.85%
1991	504,743	1.81%	47,936	-10.77%	78,513	-0.19%	631,192	0.49%
1992	563,509	11.64%	61,972	29.28%	92,615	17.96%	718,096	13.77%
1993	624,235	10.78%	76,228	23.00%	82,851	-10.54%	783,314	9.08%
1994	593,760	-4.88%	74,142	-2.74%	109,654	32.35%	777,556	-0.74%
1995	565,001	-4.84%	74,149	0.01%	124,095	13.17%	763,245	-1.84%
1996	563,685	-0.23%	71,417	-3.68%	114,547	-7.69%	749,649	-1.78%
1997	663,068	17.63%	66,553	-6.81%	111,255	-2.87%	840,876	12.17%
1998	629,836	-5.01%	67,404	1.28%	107,576	-3.31%	804,816	-4.29%
1999	619,485	-1.64%	61,353	-8.98%	96,293	-10.49%	777,131	-3.44%
2000	602,359	-2.76%	61,386	0.05%	92,908	-3.52%	756,653	-2.64%
2001	607,882	0.92%	62,163	1.27%	95,028	2.28%	765,073	1.11%
2002	638,125	4.98%	59,910	-3.62%	89,061	-6.28%	787,096	2.88%
2003	674,197	5.65%	61,782	3.12%	96,174	7.99%	832,153	5.72%
2004	732,353	8.63%	59,779	-3.24%	95,123	-1.09%	887,255	6.62%
2005	791,405	8.06%	60,294	0.86%	96,913	1.88%	948,612	6.92%
2006	857,997	8.41%	60,355	0.10%	105,389	8.75%	1,023,741	7.92%
2007	883,712	3.00%	67,630	12.05%	110,553	4.90%	1,061,895	3.73%
2008	954,861	8.05%	72,602	7.35%	116,380	5.27%	1,143,843	7.72%
2009	1,026,401	7.49%	76,000	4.68%	111,685	-4.03%	1,214,086	6.14%
2010	1,035,907	0.93%	76,889	1.17%	122,120	9.34%	1,234,916	1.72%
2011	1,057,330	2.07%	77,387	0.65%	128,397	5.14%	1,263,114	2.28%
2012	1,011,304	-4.35%	72,408	-6.43%	131,546	2.45%	1,215,258	-3.79%
2013	975,879	-3.50%	66,563	-8.07%	129,281	-1.72%	1,171,723	-3.58%
2014	841,086	-13.81%	52,647	-20.91%	103,941	-19.60%	997,674	-14.85%
2015	786,976	-6.43%	51,787	-1.63%	99,529	-4.24%	938,292	-5.95%
2016	744,041	-5.46%	43,722	-15.57%	92,316	-7.25%	880,079	-6.20%
1983-2016		93.93%		-10.00%		17.85%		72.37%

STANDARDS:

		2016	2015
Average no. of circulations per service hour :	Main:	227	240
	North:	22	51
	South:	46	51
Average no. of circulations per service day:	Main:	2,114	2,236
	North:	144	171
	South:	305	343

INFORMATION/QUESTIONS - 2016

Total number of reference questions asked by patrons at La Crosse Public Library & its branches			67,630
Decrease over 2015	-9,178		
Percentage decrease over 2015	-11.95%		
		<u>PER DAY OPEN</u>	<u>PER HR OPEN</u>
Number asked of the REFERENCE DESK staff:	25,320	71.9	7.7
Percentage of total questions:	37.44%		
Decrease over 2015	-75		
Percentage decrease over 2015	-0.28%		
Number asked of the ARCHIVES ROOM staff:	13,086	37.2	4.9
Percentage of total questions:	19.35%		
Increase over 2015	1,089		
Percentage increase over 2015	8.76%		
Number asked of the CHILDREN'S ROOM staff:	6,032	17.1	1.8
Percentage of total questions:	8.92%		
Decrease over 2015	-2,756		
Percentage decrease over 2015	-10.62%		
Number asked of the CIRCULATION staff:	18,356	52.1	5.6
Percentage of total questions:	27.14%		
Decrease over 2015	-2,990		
Percentage decrease over 2015	-20.03%		
Number asked of the NORTH BRANCH staff:	3,536	11.7	1.6
Percentage of total questions:	5.23%		
Decrease over 2015	-338		
Percentage decrease over 2015	-4.33%		
Number asked of the SOUTH BRANCH staff:	1,300	4.3	0.6
Percentage of total questions:	1.92%		
Decrease over 2015	-4,108		
Percentage decrease over 2015	-71.17%		
# of Genealogy database web searches:	199,973		
Total number of people using the Archives Room:	3,150		
Avg no. of people per service day:	8.95		
Decrease over 2015	-75		
Percentage decrease over 2015	-2.75%		

INFORMATION/QUESTIONS (cont.)

The following table shows the changes in reference question statistics from 1983-2016:

	REFERENCE DESK	% CHANGE	ARCHIVES ROOM	% CHANGE	CHILDREN'S ROOM	% CHANGE	NORTH BRANCH	% CHANGE	SOUTH BRANCH	% CHANGE
1983	38,948	*	3,255		4,628		4,669		3,627	
1984	44,807	15.04% *	3,431	5.41%	4,623	-0.11%	5,267	12.81%	4,575	26.14%
1985	45,310	1.12%	3,740	9.01%	4,057	-12.24%	4,960	-5.83%	5,826	27.34%
1986	49,525	9.30%	4,187	11.95%	6,164	51.93%	5,692	14.76%	4,884	-16.17%
1987	52,878	6.77%	4,606	10.01%	7,260	17.78%	7,992	40.41%	5,769	18.12%
1988	53,522	1.22%	4,271	-7.27%	8,871	22.19%	8,407	5.19%	4,783	-17.09%
1989	57,378	7.20%	5,905	38.26%	8,779	-1.04%	7,894	-6.10%	4,975	4.01%
1990	58,256	1.53%	7,464	26.40%	8,379	-4.56%	8,131	3.00%	5,825	17.09%
1991	61,017	4.74%	7,660	2.63%	8,273	-1.27%	7,835	-3.64%	6,170	5.92%
1992	64,900	6.36%	9,841	28.47%	8,943	8.10%	10,124	29.22%	7,449	20.73%
1993	64,377	-0.81%	9,967	1.28%	9,748	9.00%	10,018	-1.05%	5,330	-28.45%
1994	64,723	0.54%	10,945	9.81%	8,650	-11.26%	10,609	5.90%	10,592	98.72%
1995	63,497	-1.89%	10,333	-5.59%	8,534	-1.34%	10,809	1.89%	9,771	-7.75%
1996	64,989	2.35%	10,693	3.48%	7,811	-8.47%	10,067	-6.86%	4,279	-56.21%
1997	67,202	3.41%	12,068	12.86%	12,381	58.51%	22,781	126.29%	11,577	170.55%
1998	67,841	0.95%	10,817	-10.37%	12,925	4.39%	22,850	0.30%	19,450	68.01%
1999	69,182	1.98%	11,466	6.00%	13,214	2.24%	29,208	27.82%	20,582	5.82%
2000	59,839	-13.50%	11,305	-1.40%	18,494	39.96%	16,744	-42.67%	24,544	19.25%
2001	56,081	-6.28%	12,896	14.07%	14,591	-21.10%	19,519	16.57%	22,721	-7.43%
2002	53,328	-4.91%	13,588	5.37%	15,028	2.99%	17,138	-12.20%	23,461	3.26%
2003	58,096	8.94%	13,615	0.20%	18,680	24.30%	16,968	-0.99%	14,927	-36.38%
2004	63,938	10.06%	14,291	4.97%	19,803	6.01%	13,076	-22.94%	22,182	48.60%
2005	59,160	-7.47%	13,002	-9.02%	17,486	-11.70%	15,939	21.90%	21,182	-4.51%
2006	50,773	-14.18%	12,853	-1.15%	10,035	-42.61%	10,549	-33.82%	8,979	-57.61%
2007	50,618	-0.31%	11,892	-7.48%	10,556	5.19%	10,972	4.01%	11,414	27.12%
2008	45,276	-10.55%	13,902	16.90%	12,844	21.67%	12,220	11.37%	13,624	19.36%
2009	49,221	8.71%	13,692	-1.51%	10,296	-19.84%	12,194	-0.21%	12,038	-11.64%
2010	49,656	0.88%	13,850	1.15%	8,762	-14.90%	16,328	33.90%	17,160	42.55%
2011	49,423	-0.47%	14,634	5.66%	8,008	-8.61%	9,932	-39.17%	13,026	-24.09%
2012	44,010	-10.95%	14,645	0.08%	17,576	119.48%	13,910	40.05%	17,264	32.53%
2013	44,827	1.86%	12,919	-11.79%	20,020	13.91%	14,664	5.42%	9,516	-44.88%
2014	26,532	-40.81%	12,429	-3.79%	25,948	29.61%	7,800	-46.81%	5,772	-39.34%
2015	25,395	-4.29%	11,997	-3.48%	8,788	-66.13%	3,874	-50.33%	5,408	-6.31%
2016	25,320	-0.30%	13,086	9.08%	6,032	-31.36%	3,536	-8.72%	1,300	-75.96%
1983-2016		-34.99%		302.03%		30.34%		-24.27%		-64.16%

Reference questions per city resident: 1.29

*Directional questions were included in 1983 and 1984 statistics.